

## New Canvas Login ID (Student)

This document provides instructions on the different ways to access Canvas and set up a login password. For any questions regarding these changes, or issues logging into Canvas, please contact the **Campus Software Manager** at [csm@criswell.edu](mailto:csm@criswell.edu), or by phone at 214-818-1358.

### Set Password for Canvas

- Go to: <https://criswell.instructure.com/>
- Select “**Forgot Password?**” link.



- Enter your **@student.criswell.edu** email address.
- Select the **Request Password** button.

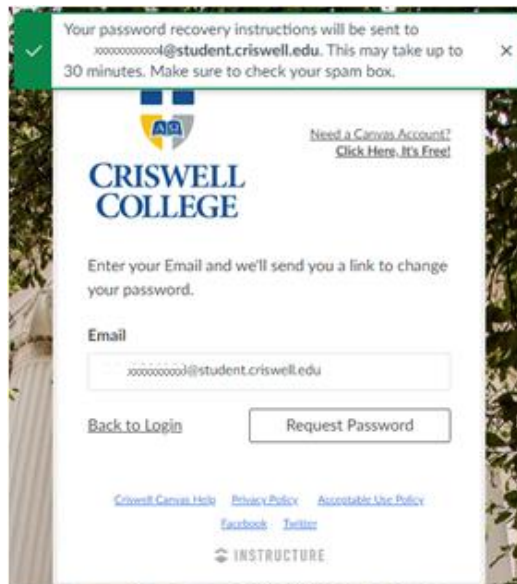
Enter your Email and we'll send you a link to change your password.

Email

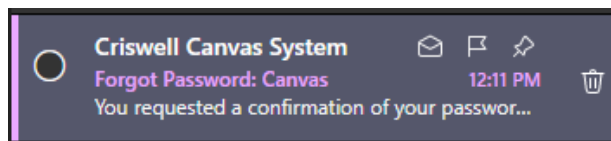
#####@student.criswell.edu

[Back to Login](#)

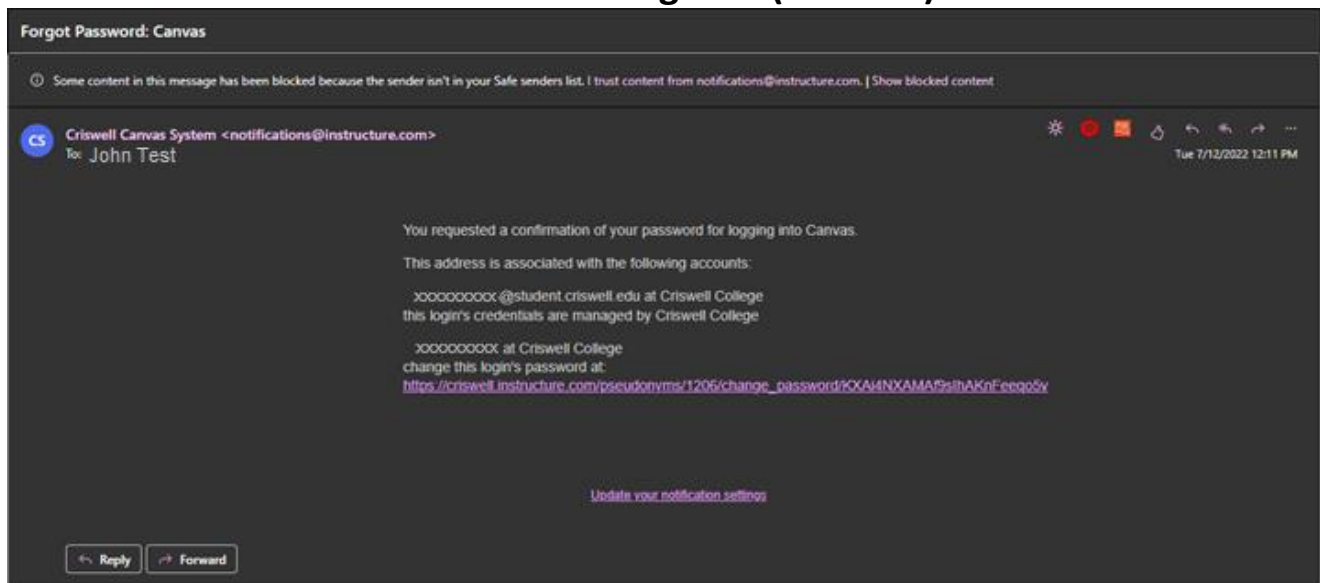
Request Password



- You should receive an email providing a link to allow the user to create a new password.



## New Canvas Login ID (Student)




- If necessary, select the account from the drop-down menu.
- Type new password
- Confirm new password
- Select the **Update Password** button.

### Change login password for John Test

Which login to change:

New Password:

Confirm New Password:




- The user may now be able to login with the new login information.

## New Canvas Login ID (Student)

### Login to Canvas

- Go to: <https://criswell.instructure.com/>
- Enter **SONIS ID**
- Enter **Password**
- Select the **Log In** button or press the **Enter** key.



Email


Password

Stay signed in

[Forgot Password?](#)

### Access Canvas from Office 365


- Go to <https://office.com>
- Enter your student email address
- Select the **Next** button



### Sign in

[Can't access your account?](#)

- Enter the password for your Microsoft account
- Select the **Sign in** button

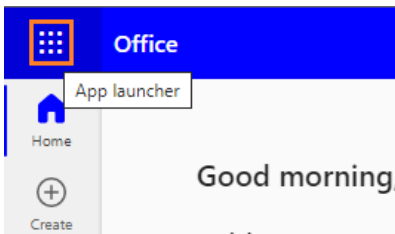


### Enter password

[Forgot my password](#)

## New Canvas Login ID (Student)

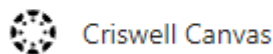
- Select the **App launcher** icon (Waffle Menu) in the top left corner of the page
- Select **All apps** to expand the Apps menu.



All apps →

- Scroll to the end of the Apps list
- Select the **Criswell Canvas** icon under **Other**

### Other



- You should be directed to the Criswell College Canvas Login page.

The Criswell College logo, featuring a shield with a cross and the Greek letters "ΑΡΧΗ" above it, with the text "CRISWELL COLLEGE" below.

Need a Canvas Account?  
[Click Here, It's Free!](#)

Email

Password

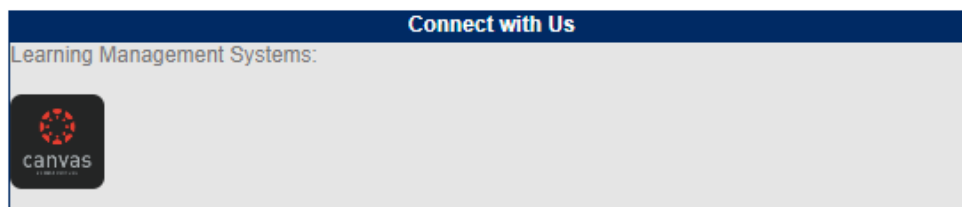
Stay signed in

[Forgot Password?](#)

Log In

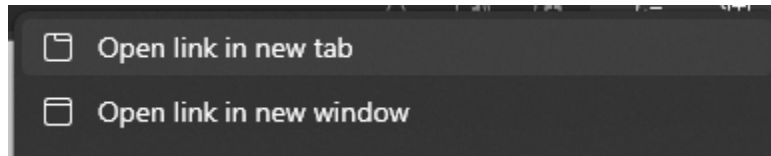
### Access Canvas from SONIS Student Portal

- Login to the SONIS Student Portal <https://criswellsonis.jenzabarcloud.com/studsect.cfm>
- Locate the **Connect with Us** "box" on the Student Portal **Home** page
- Right click the **Canvas** icon.



## New Canvas Login ID (Student)


- Select **Open link in new tab** or **Open link in new window**



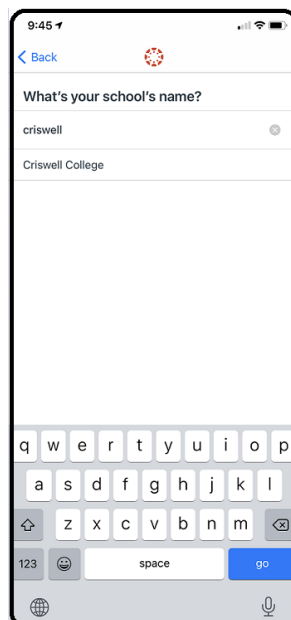
- This will direct you to the **Canvas** login page.

### Access Canvas with the Canvas Student App

- Download and install the **Canvas Student App** from your App Store.
- Open the app
- Select the **Find my school** button.

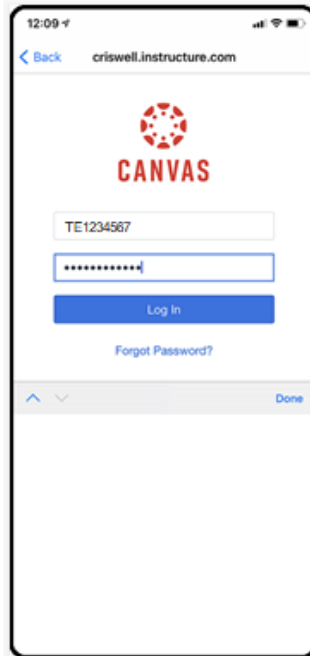


- Begin typing **Criswell** under "What's your school's name?"
- Select **Criswell College**.

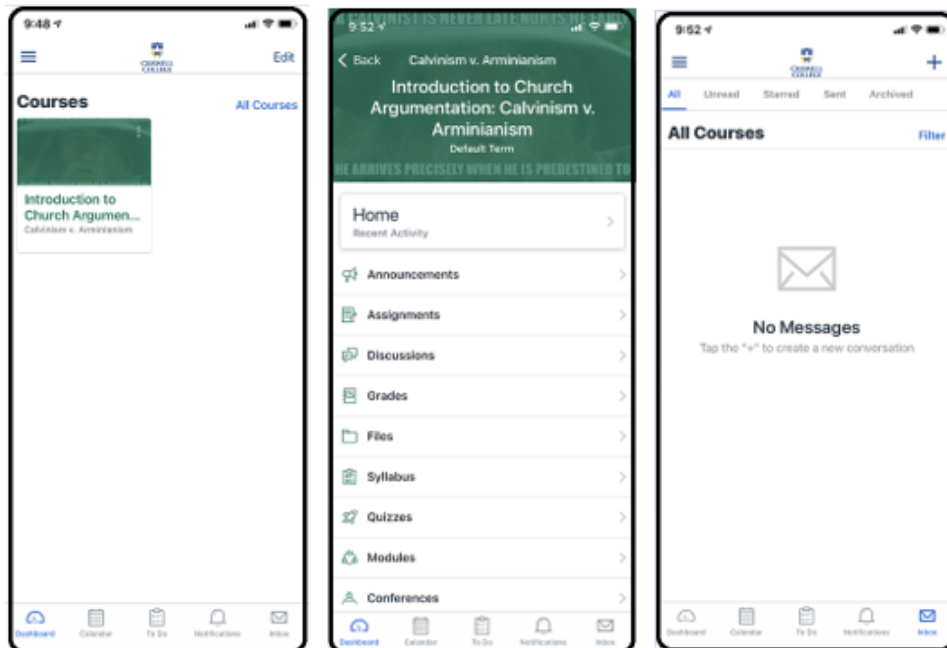


## New Canvas Login ID (Student)

- Enter your Canvas ID (SONIS ID)
- Enter your Canvas password
- Select the **Login In** button



- Once logged, you will have access to your current, and past courses, as well as messages, assignments, and quizzes.



- For any questions or issues regarding Canvas access or login, please contact the **Campus Software Manager** at [csm@criswell.edu](mailto:csm@criswell.edu) or by phone at 214-818-1358.